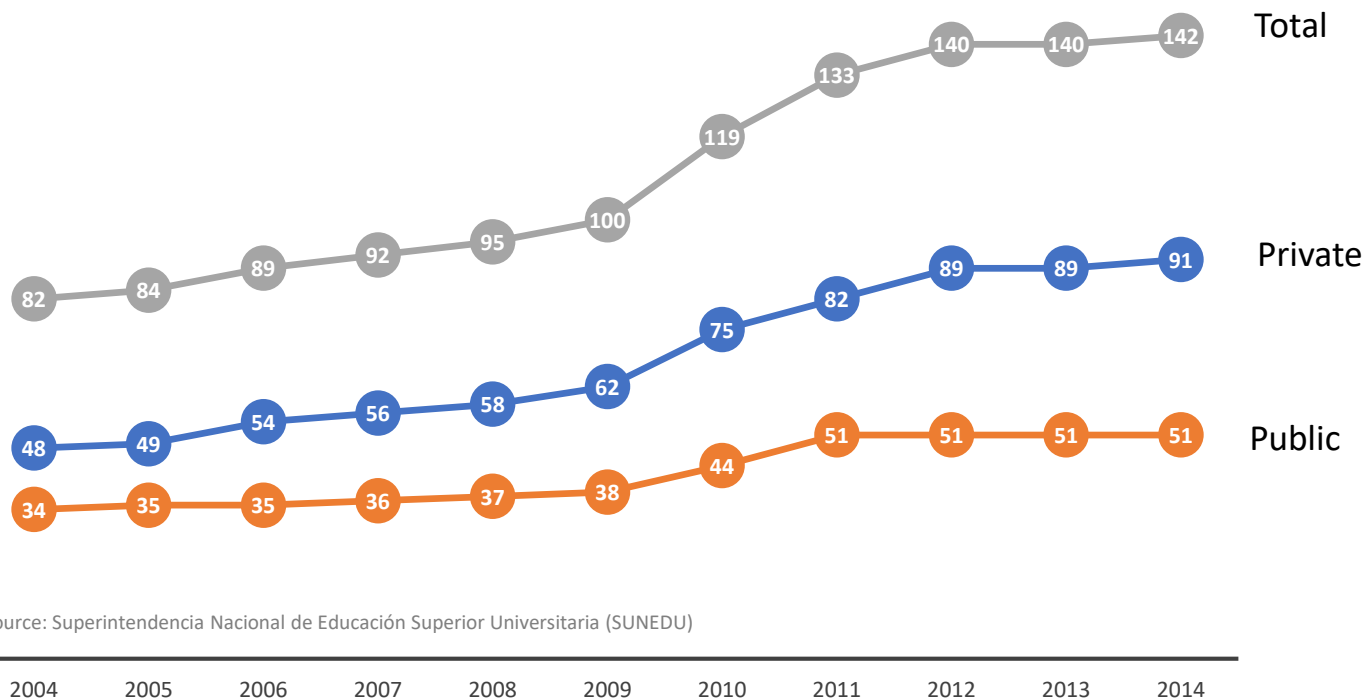


The role of information in the higher education system: the Peruvian reform

Maria Jose Meza-Cuadra

PERU: a little context

Number of universities 2004-2014



Source: Superintendencia Nacional de Educación Superior Universitaria (SUNEDU)

But...

- Poor management of universities
- Poor and heterogenous quality of education
- Gap between human capital and labor demand
- Limited research and innovation

- ✓ More enrollment
- ✓ Increase of the rate of acceptance

PERU: the objectives of the reform



The students as the center of the reform

Students have access to **research** that contributes to address the country's main challenges

Students benefit from a **scholarships policy** that give opportunities to low-income

Students are part of an **articulated and relevant system** that allows them to enter the labor market

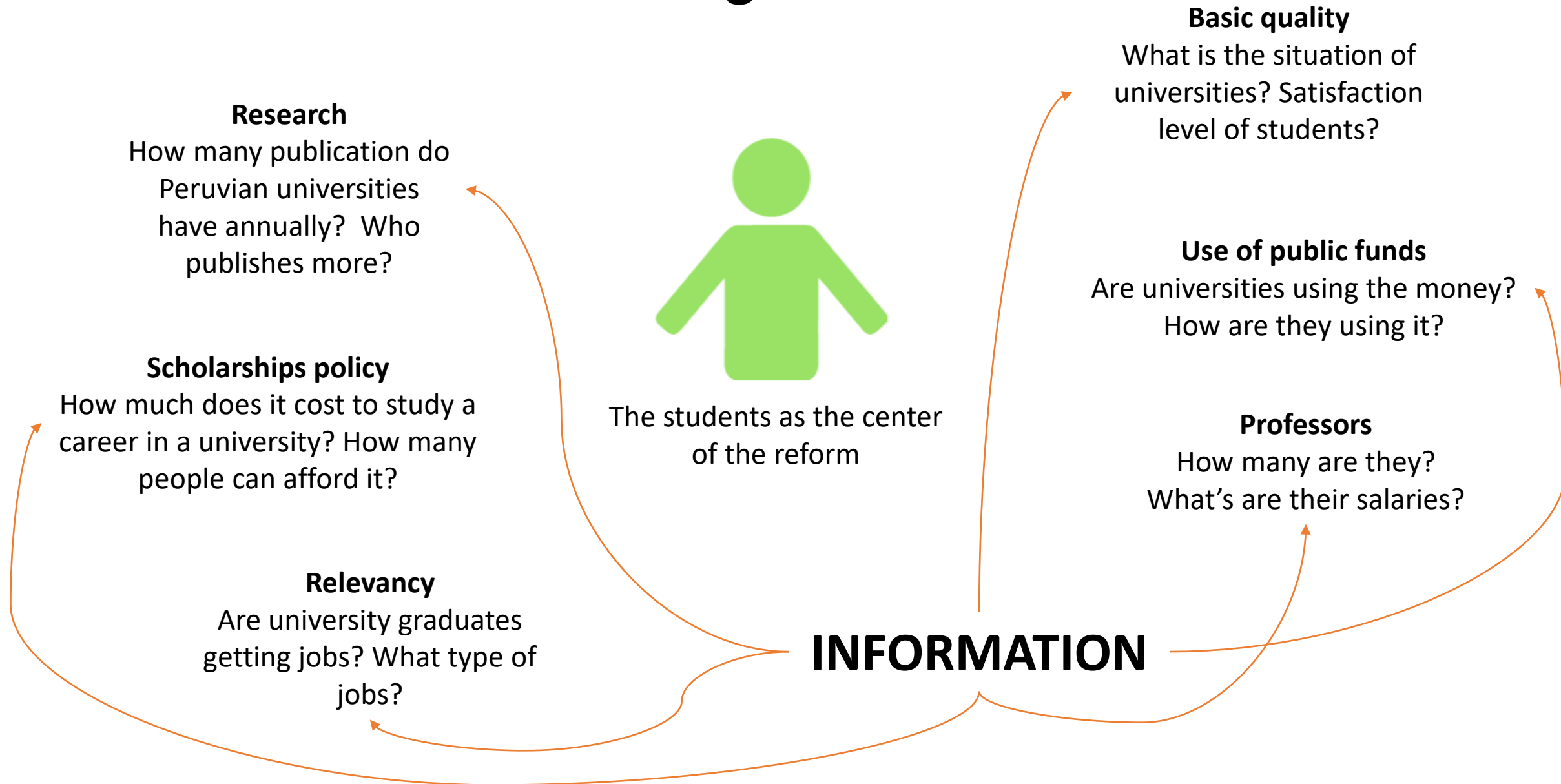
Students have access to an agile **information system** for better decision-making

Students receive education with **basic quality** standards

Students go to universities that use **public funds** in a responsible and efficient manner

Students have trained and up-to-date **professors**

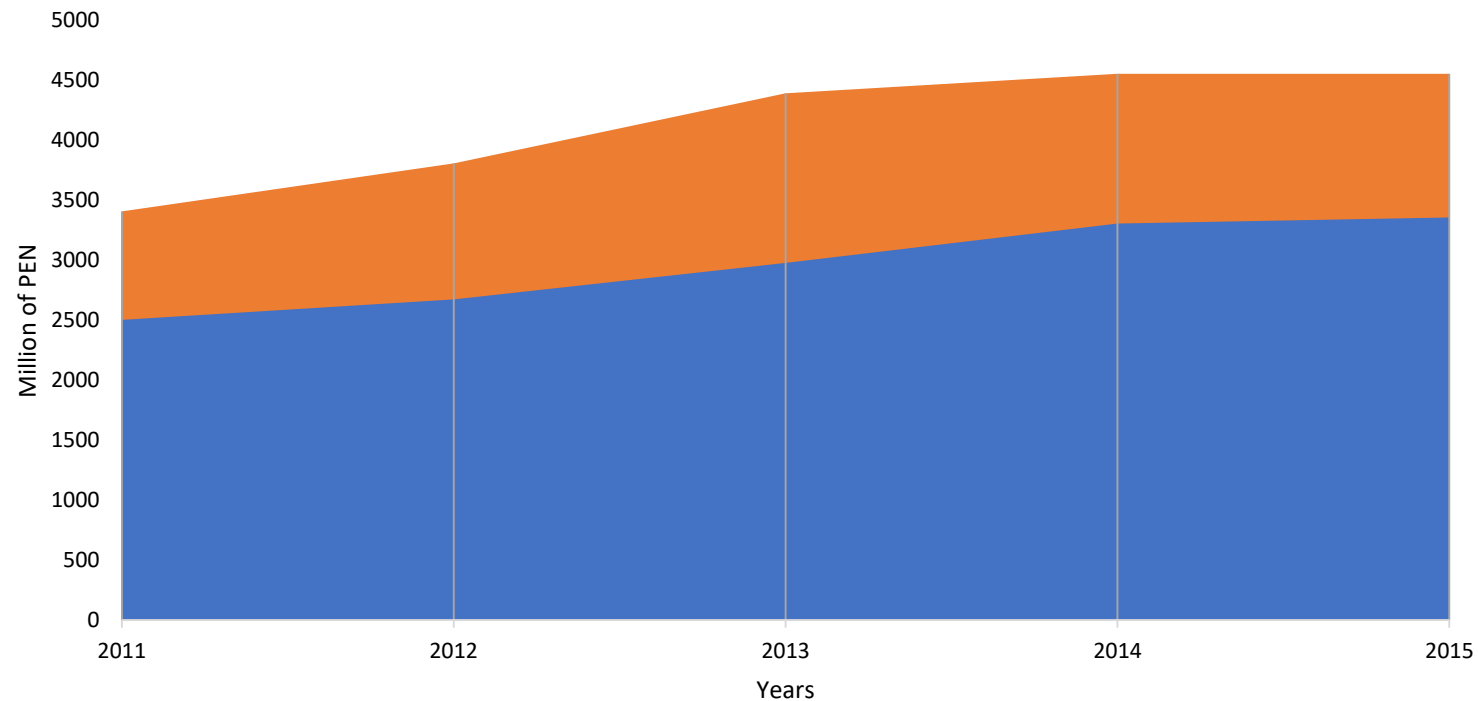
DATA based decision-making





What policymakers didn't know, but needed to know about: **PUBLIC FUNDS**

Public universities' budget and financial execution

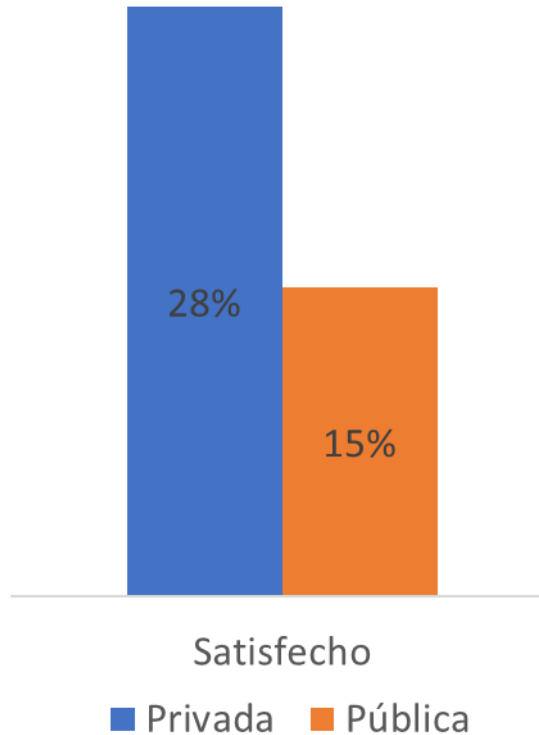


Source: SIAF - MEF

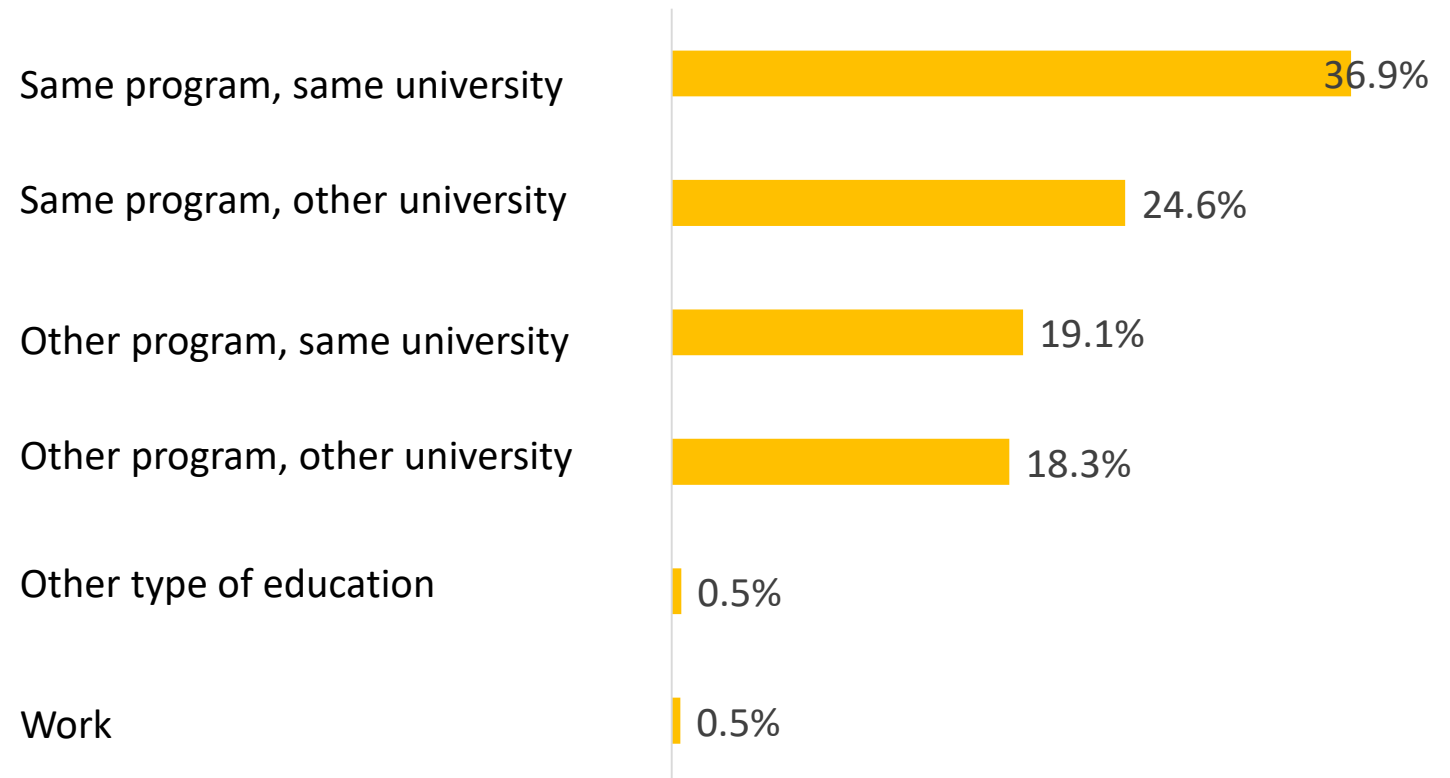


What policymakers didn't know, but needed to know about: **QUALITY**

Overall satisfaction level of former students with their universities' offered services and activities



If you could go back, would you choose...?

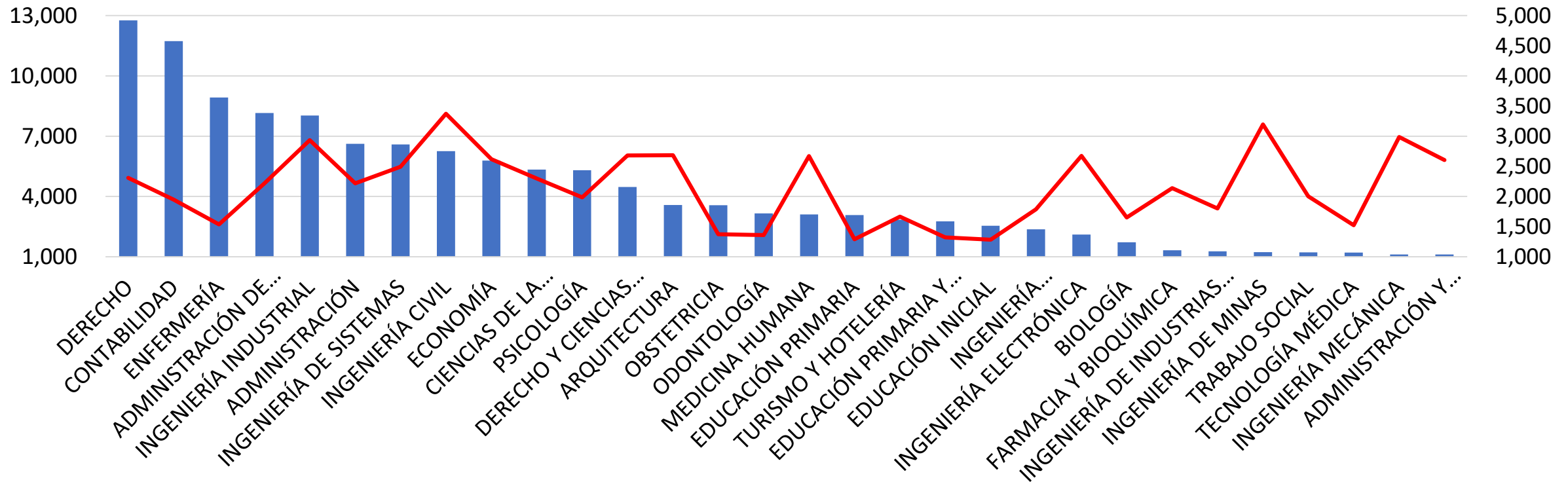


Source: Encuesta Nacional a Egresados Universitarios y Universidades, 2014
Note: 93% coverage, expanded data



What policymakers didn't know, but needed to know about: **RELEVANCY**

Careers with more students vs. Average income earned in formal/private market



Source: ponteencarrera.pe / Encuesta Nacional a Egresados Universitarios y Universidades, 2014

Note: 64% of coverage of workers in the private sector.

Note: 93% coverage, expanded data



What policymakers didn't know, but needed to know about: **RELEVANCY**

ponte en carrera.pe
Escoger tu carrera y dónde estudiarla es una decisión que afectará tu futuro. Aquí encontrarás la información que necesitas para tomarla. ¡Decídate y ponte en carrera!

Conoce, compara y elige
SELECCIONA UNO O MÁS CRITERIOS

Grupo de Carrera: TODOS
Institución: TODOS
Ubicación: TODOS

Buscar

Busca nuestra aplicación

Inicio | ¿Por qué estudiar? | ¿Qué quiero estudiar? | ¿Cómo va el empleo? | **¿Dónde estudio?**

¿Necesitas ayuda?

Si deseas, puedes ordenar los resultados:

Mostrar 10 registros
Total de registros: 5643

Grupo de Carrera	Carrera	Institución	Ubicación	Tipo de institución	Tipo de gestión	Duración	Costo (S/.)	Ingresantes/Postulantes (%)	Ingreso promedio nacional (S/.)
Economía	Economía	Universidad Del Pacifico	Lima	UNIVERSIDAD	PRIVADA	5	17,930 - 40,290	57	5,940
Administración de Empresas	Administración	Universidad Del Pacifico	Lima	UNIVERSIDAD	PRIVADA	5	17,930 - 40,290	44	5,283
Administración de Empresas	Ingeniería Empresarial	Universidad Del Pacifico	Lima	UNIVERSIDAD	PRIVADA	5	17,930 - 40,290	43	5,283
Economía	Economía	Pontificia Universidad Católica Del Perú	Lima	UNIVERSIDAD	PRIVADA	5	10,164 - 31,780	37	5,183
Medicina	Medicina	Universidad Nacional De Trujillo	La Libertad	UNIVERSIDAD	PUBLICA	7	99	ND	5,145
Ingeniería Minera, Metalurgia y Petróleo	Ingeniería de Minas	Pontificia Universidad Católica Del Perú	Lima	UNIVERSIDAD	PRIVADA	5	10,164 - 31,780	17	5,107
Ingeniería Industrial	Ingeniería Industrial	Universidad De Lima	Lima	UNIVERSIDAD	PRIVADA	5	14,400 - 27,360	41	5,088
Economía	Economía	Universidad Peruana	Lima	UNIVERSIDAD	PRIVADA	5	10,164 - 31,780	37	5,183

Buscar
Limpiar

www.ponteencarrera.pe

Who make 'education-related decisions'?



Policymakers



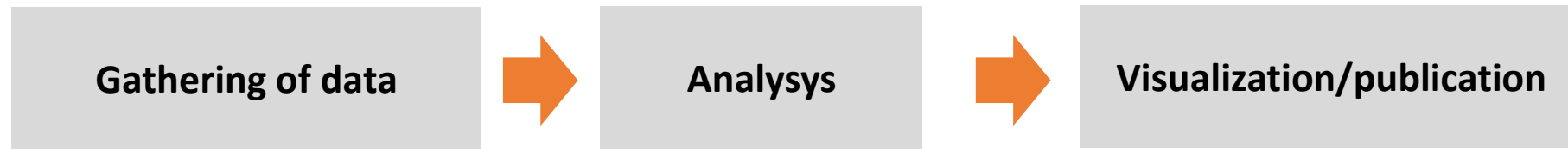
Universities



Families

THE CHALLENGE

H.E. INFORMATION SYSTEM



tablero *sies*



ponte en *carrera.pe*